

Scaled data based on original data using  
LM-79-08 Approved Method: Electrical and Photometric Measurements of Solid-  
State Lighting Products

Test Report Prepared for  
Cooper Lighting Solutions  
(formerly Eaton)

Brand: McGRAW-EDISON

Report Number: P385546

Luminaire Tested: **GWC-SA1A-760-U-SL3-HSS**

Issue Date: 3/3/2020

**Test Information**

Test Method: LM-79-08  
Report Number: P385546  
TEST IS SCALED FROM IESNA LM-79-08 TEST DATA (G2-1903-205-23)  
Test Lab: INNOVATION CENTER  
Issue Date: 3/3/2020  
Manufacturer: COOPER LIGHTING SOLUTIONS (FORMERLY EATON)  
Product Line: MCGRAW-EDISON  
Catalog Number: GWC-SA1A-760-U-SL3-HSS  
Description: GALLEON WALL LUMINAIRE  
(1) 70 CRI, 5700K, 615mA LIGHTSQUARE WITH 16 LEDS AND TYPE III SPILL  
LIGHT ELIMINATOR OPTICS WITH HOUSE SIDE SHIELD  
Light Source: -  
Ballast/Driver: ELECTRONIC DRIVER

**Summary**

Lumens per Lamp: N/A  
Luminaire Lumens: 4252 lumens  
Efficiency: N/A  
Efficacy: 125.1 lumens/watt  
Luminous Opening: Rectangular (W 0.5' x L: 0.5' x H: 0')  
IES Classification: Type III - Medium  
BUG Rating: B1 - U0 - G1

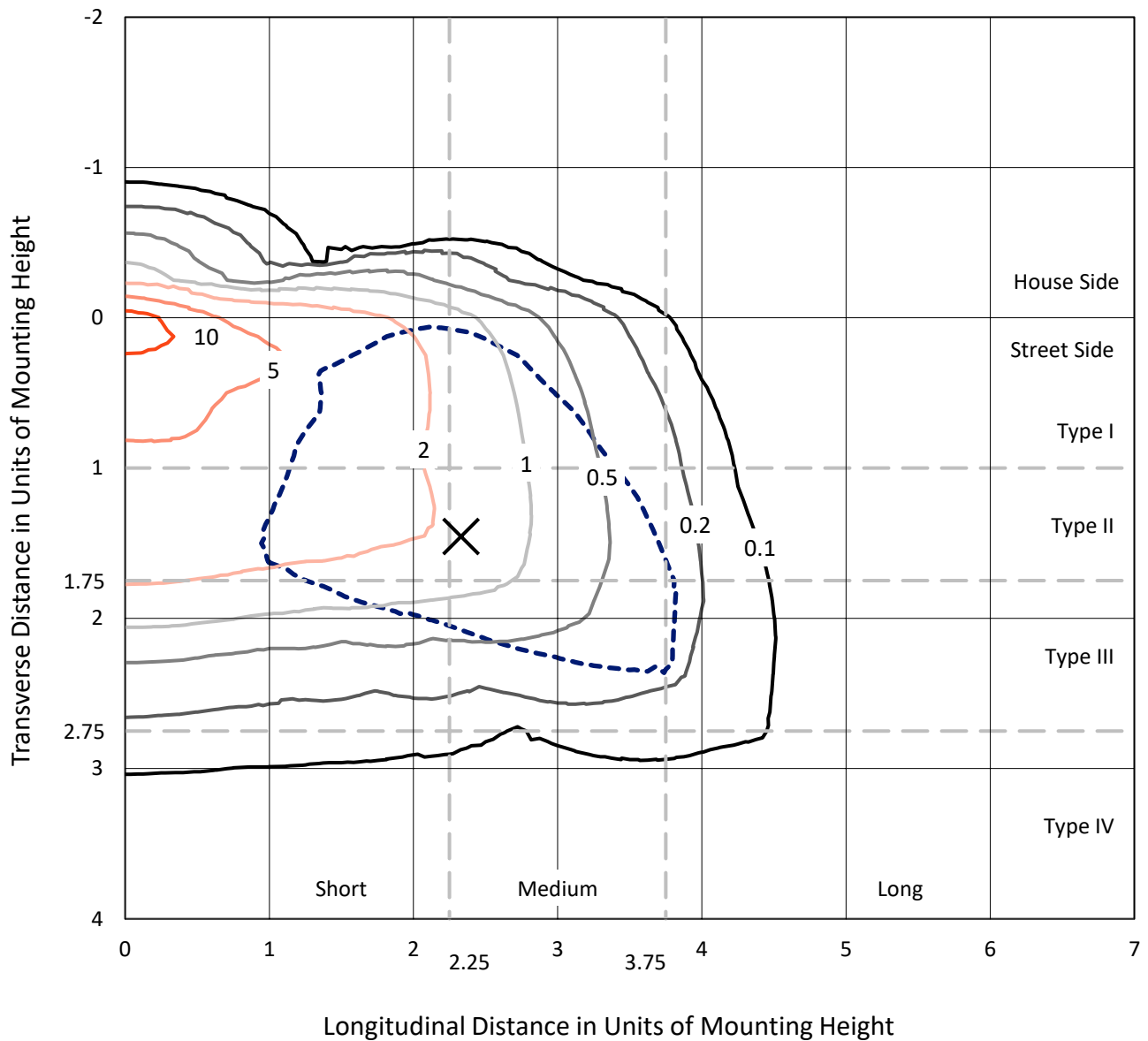
Input Watts (W): 34  
Input Voltage (V): NR  
Input Current (Ain): NR  
Voltage Rise (V): NR  
Power Factor: NR  
Total Harmonic Distortion (THDi): NR  
Frequency (hertz): 60  
Stabilization Time: NR  
Operation Time: NR  
Ambient Temperature (°C): NR  
Test Distance: 24 FT



REPORT NUMBER: P385546  
 CATALOG NUMBER: GWC-SA1A-760-U-SL3-HSS

### Iso-Footcandle Lines of Horizontal Illumination

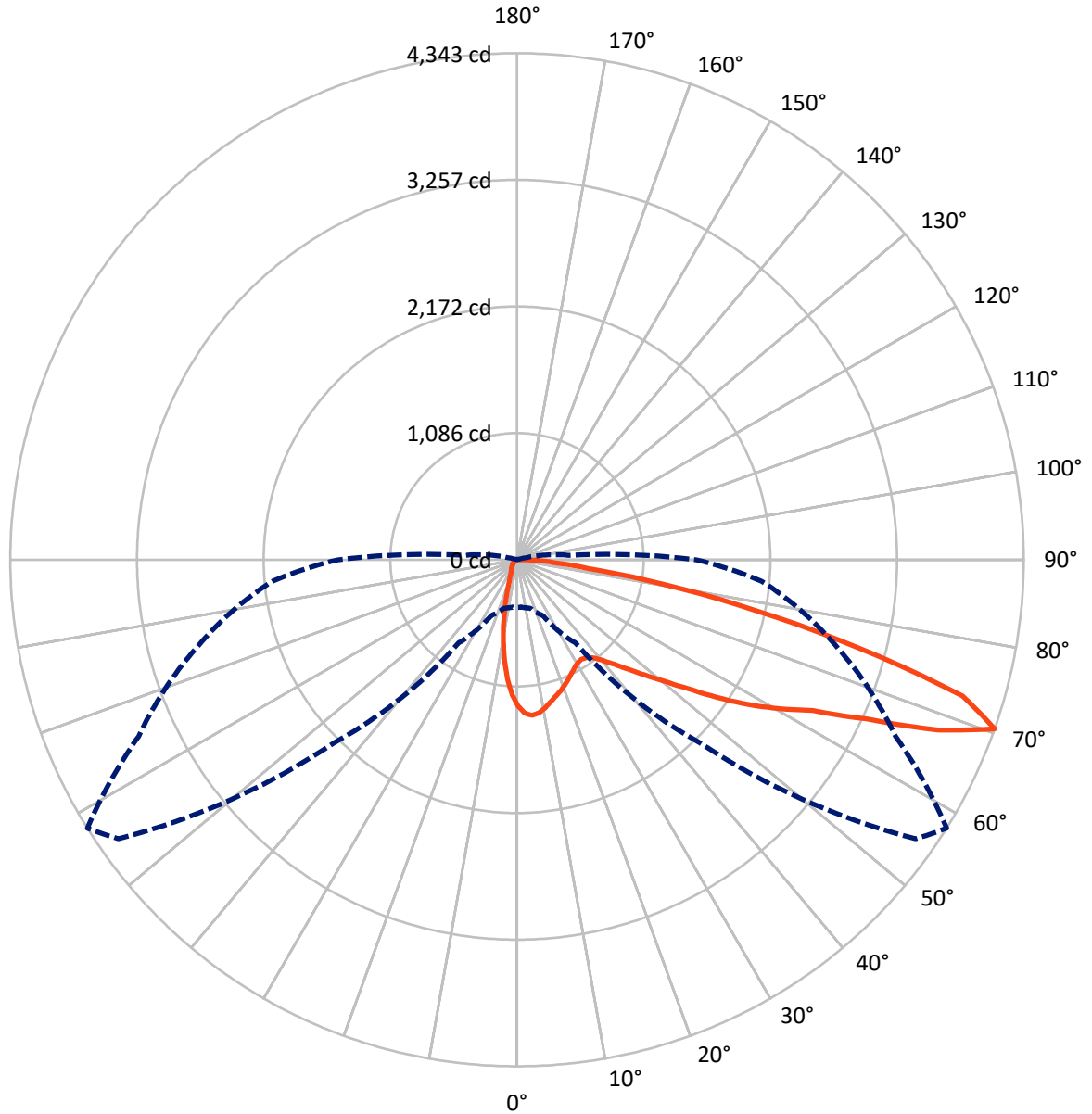
× Max cd  
 - - - 1/2 Max cd



Based on 10 foot mounting height. Maximum calculated value = 12.8 fc  
 Type III - Medium - N/A

REPORT NUMBER: P385546  
CATALOG NUMBER: GWC-SA1A-760-U-SL3-HSS

### Luminous Intensity Polar Plot



— Vertical Plane Through 58-Deg Lateral    - - - Horizontal Cone Through 70-Deg Vertical

REPORT NUMBER: P385546

CATALOG NUMBER: GWC-SA1A-760-U-SL3-HSS

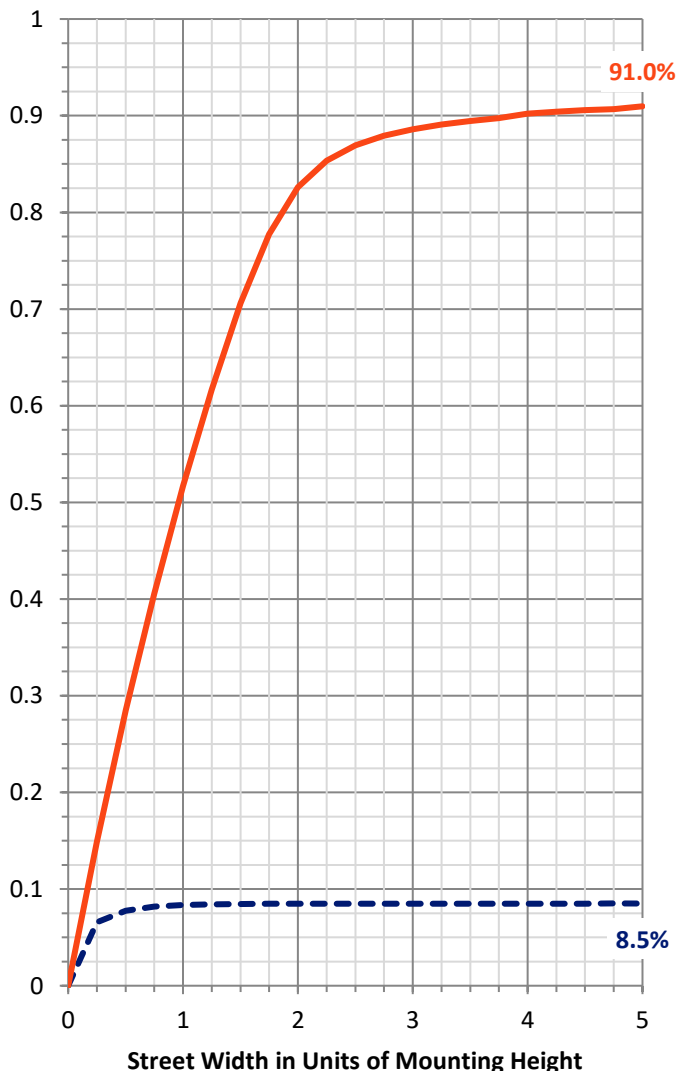
**FLUX DISTRIBUTION:**

		Downward	Upward	Total
<b>House Side</b>	Lumens	363.9	0.0	363.9
	% Fixture	8.6	0.0	8.6
<b>Street Side</b>	Lumens	3888.1	0.0	3888.1
	% Fixture	91.4	0.0	91.4
<b>Total</b>	Lumens	4252.0	0.0	4252.0
	% Fixture	100.0	0.0	100.0

**ZONAL LUMENS:**

Zone	Lumens	% Fixture
0°-10°	102.7	2.4
10°-20°	215.6	5.1
20°-30°	283.4	6.7
30°-40°	375.3	8.8
40°-50°	561.0	13.2
50°-60°	898.7	21.1
60°-70°	1132.8	26.6
70°-80°	611.0	14.4
80°-90°	71.5	1.7
90°-100°	0.0	0.0
100°-110°	0.0	0.0
110°-120°	0.0	0.0
120°-130°	0.0	0.0
130°-140°	0.0	0.0
140°-150°	0.0	0.0
150°-160°	0.0	0.0
160°-170°	0.0	0.0
170°-180°	0.0	0.0
0°-90°	4252.0	100.0
0°-180°	4252.0	100.0

**Coefficient of Utilization**



REPORT NUMBER: P385546

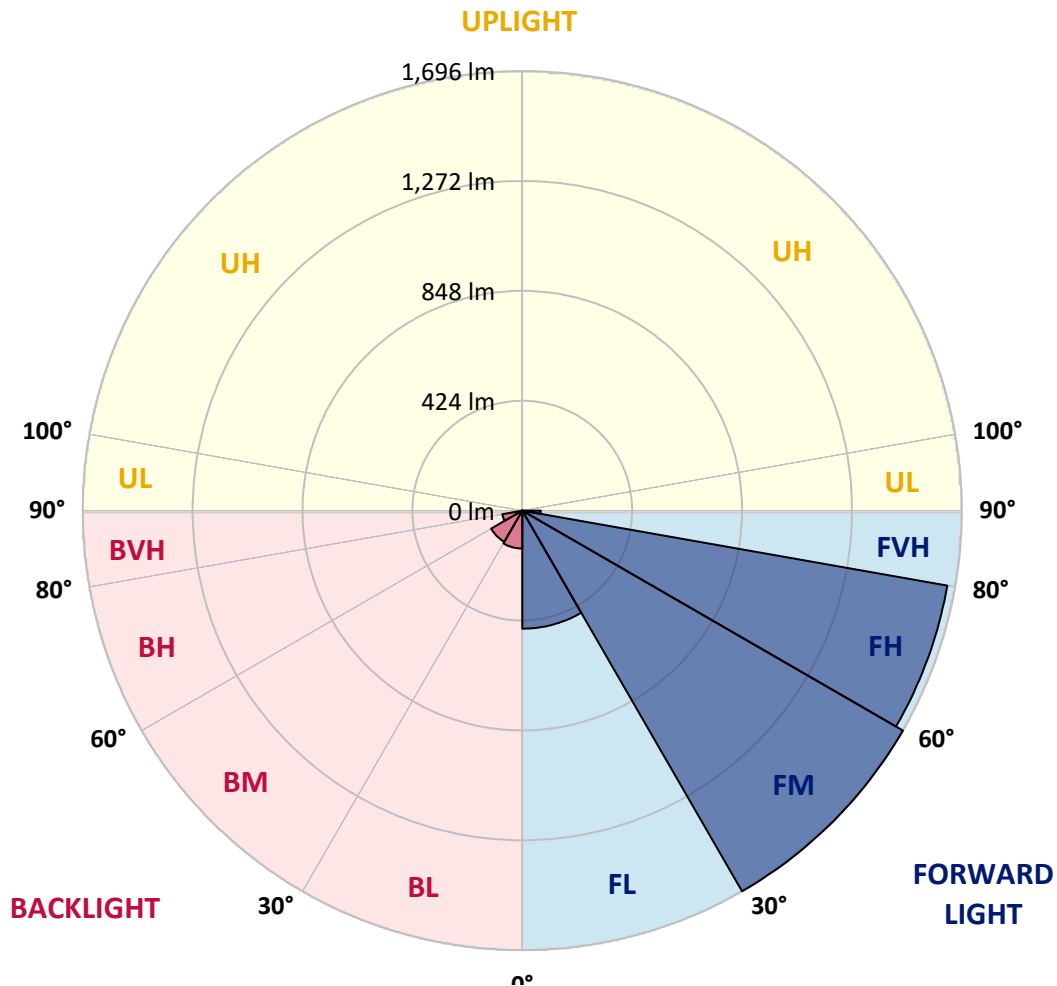
CATALOG NUMBER: GWC-SA1A-760-U-SL3-HSS

**LUMINAIRE CLASSIFICATION SYSTEM LUMEN TABLE AND BUG RATING:**

Zone	Lumens	% Fixture	Zone Rating/Lumen Limit		
			B	U	G
FL (0°-30°)	455.5	10.7			
FM (30°-60°)	1696.2	39.9			
FH (60°-80°)	1665.6	39.2			G1/1800
FVH (80°-90°)	70.9	1.7			G1/100
BL (0°-30°)	146.2	3.4	B1/500		
BM (30°-60°)	138.8	3.3	B0/220		
BH (60°-80°)	78.3	1.8	B0/110		G0/110
BVH (80°-90°)	0.6	0.0			G0/10
UL (90°-100°)	0.0	0.0		U0/0	
UH (100°-180°)	0.0	0.0		U0/0	

**BUG Rating: B1-U0-G1**

Type III Medium





REPORT NUMBER: P385546

CATALOG NUMBER: GWC-SA1A-760-U-SL3-HSS

**CANDELA DISTRIBUTION (FULL):**

	0°	5°	15°	25°	35°	45°	55°	58°	65°	75°	85°
0°	1256.0	1256.0	1256.0	1256.0	1256.0	1256.0	1256.0	1256.0	1256.0	1256.0	1256.0
2.5°	1360.2	1356.8	1355.6	1353.4	1345.3	1337.4	1321.6	1317.2	1307.3	1283.8	1258.8
5°	1361.2	1361.0	1364.8	1363.9	1361.0	1357.3	1346.0	1340.2	1323.4	1289.8	1244.2
7.5°	1295.6	1299.0	1307.3	1314.0	1321.8	1331.9	1333.3	1327.6	1313.8	1277.6	1217.1
10°	1207.6	1212.9	1224.5	1237.8	1258.1	1278.3	1296.3	1295.6	1290.9	1255.1	1184.6
12.5°	1119.4	1125.5	1139.0	1158.6	1187.4	1220.3	1252.5	1256.9	1264.9	1235.0	1154.5
15°	1042.1	1047.4	1060.7	1084.7	1120.4	1164.6	1211.8	1220.0	1240.5	1219.2	1129.4
17.5°	976.5	979.9	989.6	1016.3	1057.6	1111.2	1172.6	1188.5	1219.1	1206.9	1107.7
20°	930.7	931.2	937.6	956.3	997.7	1057.6	1131.9	1154.7	1196.4	1196.3	1085.2
22.5°	908.1	906.3	907.5	918.3	948.7	1006.5	1091.2	1118.3	1176.1	1187.2	1062.4
25°	903.8	902.4	898.9	900.3	918.7	961.8	1050.2	1081.5	1158.2	1181.8	1042.6
27.5°	917.1	918.5	912.5	906.1	907.5	932.8	1013.8	1050.0	1143.7	1181.8	1028.6
30°	943.8	944.5	940.1	931.8	920.6	924.7	988.5	1024.8	1136.5	1189.9	1019.8
32.5°	973.3	977.2	976.7	970.0	954.0	937.6	982.5	1015.6	1136.0	1207.9	1018.9
35°	1009.9	1014.3	1021.8	1020.3	1003.7	976.7	1003.0	1029.0	1146.4	1237.6	1028.5
37.5°	1048.8	1055.5	1071.4	1079.0	1068.3	1037.7	1049.0	1067.5	1174.3	1285.7	1052.7
40°	1086.5	1094.1	1123.1	1152.9	1144.8	1113.3	1118.6	1133.5	1224.0	1354.9	1098.7
42.5°	1123.4	1134.7	1177.3	1226.5	1236.2	1211.1	1213.9	1225.8	1297.7	1450.0	1173.8
45°	1167.6	1180.3	1243.5	1304.1	1330.1	1319.1	1331.2	1338.9	1394.1	1575.7	1275.1
47.5°	1232.5	1247.2	1324.6	1393.8	1439.4	1446.4	1470.7	1475.8	1515.9	1722.1	1407.2
50°	1359.1	1363.2	1433.2	1495.9	1561.7	1604.1	1631.7	1635.6	1663.4	1882.1	1572.1
52.5°	1518.4	1521.1	1560.7	1602.7	1677.5	1764.2	1828.7	1834.2	1840.0	2038.0	1735.0
55°	1676.6	1676.3	1702.5	1727.2	1812.8	1938.7	2078.7	2082.1	2040.1	2186.0	1859.5
57.5°	1775.5	1785.0	1824.8	1856.6	1976.1	2137.6	2331.9	2344.3	2250.4	2295.6	1982.5
60°	1744.0	1748.6	1836.8	1954.6	2179.6	2420.3	2588.1	2591.2	2408.4	2405.1	2138.1
62.5°	1485.9	1488.3	1627.0	1869.7	2282.7	2787.0	2897.1	2845.3	2590.2	2556.9	2324.3
65°	1018.4	1034.5	1150.3	1450.3	2093.4	3017.0	3375.6	3289.8	2867.2	2775.8	2492.6
67.5°	599.7	596.4	653.6	874.7	1537.5	2864.2	3980.8	3895.5	3245.1	2922.4	2443.3
70°	409.7	407.4	429.3	529.5	867.9	2221.9	4171.2	4343.2	3578.7	2823.7	2102.7
72.5°	292.4	293.7	326.0	411.4	544.9	1294.6	3587.0	3994.2	3474.2	2461.7	1598.3
75°	198.6	201.9	248.2	337.5	477.7	658.6	2545.5	3036.3	2829.1	1789.1	918.7
77.5°	106.8	110.5	165.1	271.9	431.9	457.6	1637.4	2089.7	1777.1	804.3	266.3
80°	44.6	46.7	77.3	197.7	373.2	401.9	963.4	1267.2	757.3	158.6	59.4
82.5°	19.3	20.3	32.2	117.9	279.0	339.3	510.1	609.6	229.5	34.8	29.9
85°	3.7	3.9	13.3	62.4	178.0	191.5	330.6	324.1	103.1	15.0	21.7
87.5°	0.0	0.0	3.2	19.6	52.3	104.3	201.7	199.3	35.0	7.2	8.1
90°	0.0	0.0	0.0	0.0	0.0	0.0	0.0	0.0	0.0	0.0	0.0



REPORT NUMBER: P385546

CATALOG NUMBER: GWC-SA1A-760-U-SL3-HSS

**CANDELA DISTRIBUTION (continued):**

	90°	95°	105°	115°	125°	135°	145°	155°	165°	175°	180°
0°	1256.0	1256.0	1256.0	1256.0	1256.0	1256.0	1256.0	1256.0	1256.0	1256.0	1256.0
2.5°	1246.1	1233.9	1208.3	1176.6	1152.4	1125.7	1104.5	1077.6	1066.0	1066.5	1060.1
5°	1218.2	1193.1	1136.3	1064.7	1009.6	952.6	903.6	854.9	826.0	816.7	807.8
7.5°	1178.2	1138.4	1047.9	937.6	844.2	753.0	673.6	603.8	559.6	538.0	530.1
10°	1133.1	1077.3	946.3	800.9	667.6	544.2	441.3	351.8	316.1	291.9	285.7
12.5°	1093.5	1017.9	846.9	660.7	502.5	353.6	255.5	199.8	175.6	166.0	164.4
15°	1056.2	962.3	751.2	533.8	348.0	217.6	162.5	143.6	137.9	136.3	136.3
17.5°	1021.0	909.5	657.7	408.8	230.2	152.6	134.5	130.3	128.5	128.4	128.5
20°	984.3	856.6	565.8	299.5	160.7	129.2	124.3	122.0	121.5	121.5	121.5
22.5°	949.1	803.8	476.3	213.9	128.9	117.9	115.5	113.9	113.3	113.2	112.8
25°	915.3	753.5	389.0	151.2	113.2	108.0	105.9	103.8	102.2	101.3	100.8
27.5°	887.6	708.8	307.6	121.3	102.2	97.8	95.1	91.9	88.0	86.3	85.6
30°	865.5	668.0	237.1	102.4	91.9	87.5	83.5	78.0	72.3	69.3	69.1
32.5°	848.1	627.8	180.0	90.5	82.7	77.3	71.4	64.5	58.0	54.6	54.5
35°	839.6	592.5	137.6	81.9	74.6	67.7	60.5	52.9	46.5	43.3	43.0
37.5°	845.3	562.6	107.3	74.6	67.7	59.8	51.3	43.3	37.7	34.8	34.7
40°	866.0	543.5	87.2	68.4	61.9	52.2	43.0	35.5	30.8	28.5	28.3
42.5°	910.0	536.4	74.4	63.3	56.2	45.1	35.7	29.3	24.9	23.3	23.0
45°	983.6	546.9	65.8	58.3	50.4	38.4	29.5	24.0	20.2	18.9	18.7
47.5°	1081.5	574.3	59.6	53.6	45.1	32.4	24.6	19.4	16.4	15.2	15.0
50°	1207.8	617.8	54.5	48.8	40.1	27.4	20.3	15.4	12.7	11.8	11.8
52.5°	1345.1	669.6	49.9	44.4	35.2	22.8	16.4	11.8	10.1	9.0	9.0
55°	1458.6	714.8	44.9	41.0	29.2	18.9	12.6	9.0	7.4	6.9	6.9
57.5°	1572.0	763.1	39.3	35.2	23.3	15.4	9.5	6.7	5.5	5.1	5.1
60°	1718.9	822.1	33.8	28.6	18.4	11.7	7.1	4.8	4.1	3.9	3.9
62.5°	1880.5	856.8	28.8	23.0	14.3	8.7	5.1	3.2	3.0	3.0	2.8
65°	1979.3	807.8	24.2	18.4	11.1	6.5	3.4	2.3	2.7	2.5	2.1
67.5°	1853.3	632.4	19.8	14.3	8.7	5.0	2.1	1.6	2.8	2.3	1.8
70°	1534.5	442.7	15.4	10.1	6.9	4.2	1.4	1.1	3.0	2.3	1.4
72.5°	1148.3	296.3	12.2	6.7	5.1	3.7	1.2	0.5	2.7	1.9	1.2
75°	627.5	119.3	9.7	4.2	3.2	2.7	0.9	0.4	1.8	1.4	0.9
77.5°	165.1	31.5	7.1	2.8	1.8	1.1	0.5	0.2	0.9	0.7	0.4
80°	42.1	12.2	4.6	1.9	1.2	0.5	0.0	0.0	0.2	0.0	0.0
82.5°	22.5	5.1	2.8	1.4	0.7	0.0	0.0	0.0	0.0	0.0	0.0
85°	17.0	3.4	1.6	0.9	0.2	0.0	0.0	0.0	0.0	0.0	0.0
87.5°	6.5	1.1	0.5	0.0	0.0	0.0	0.0	0.0	0.0	0.0	0.0
90°	0.0	0.0	0.0	0.0	0.0	0.0	0.0	0.0	0.0	0.0	0.0



Signify Classified - Internal  
Cooper Lighting Solutions Photometric Lab  
1121 Highway 74 South  
Peachtree City, GA 30269

Scaled Data Report



Report Generated By 670245982

Signify Classified - Internal  
Cooper Lighting Solutions Photometric Lab  
1121 Highway 74 South  
Peachtree City, GA 30269

Scaled Data Report



Signify Classified - Internal  
Cooper Lighting Solutions Photometric Lab  
1121 Highway 74 South  
Peachtree City, GA 30269

Scaled Data Report



Signify Classified - Internal  
Cooper Lighting Solutions Photometric Lab  
1121 Highway 74 South  
Peachtree City, GA 30269

Scaled Data Report





--- HS — SS

Signify Classified - Internal  
Cooper Lighting Solutions Photometric Lab  
1121 Highway 74 South  
Peachtree City, GA 30269

Scaled Data Report



u

Signify Classified - Internal  
Cooper Lighting Solutions Photometric Lab  
1121 Highway 74 South  
Peachtree City, GA 30269

Scaled Data Report



Signify Classified - Internal  
Cooper Lighting Solutions Photometric Lab  
1121 Highway 74 South  
Peachtree City, GA 30269

Scaled Data Report



(END OF REPORT)